




## **Tab-Inserters**



*Tab-In Std. MDX / MSX*



*Tab-In Counter MDX / MSX*



*Tab-In Push MDX / MSX*



*Tab-In Top Counter*


***Professional solutions with and without separate control unit***

**PRINTING PRESS  
CONVERTERS  
PAPER PROCESSING  
SPECIAL APPLICATIONS FOR SHEETERS**

### Main features of the Tab-Inserter units.

The new generation of Tab-Inserter, based on an experience of over 30 years, is a highly compact, versatile, sturdy, expandable technological device, available in various versions, from the simplest and most economical to the most complex for all types of applications.

This is B.MATIC quality recognized worldwide.




Dual Ribbing technology



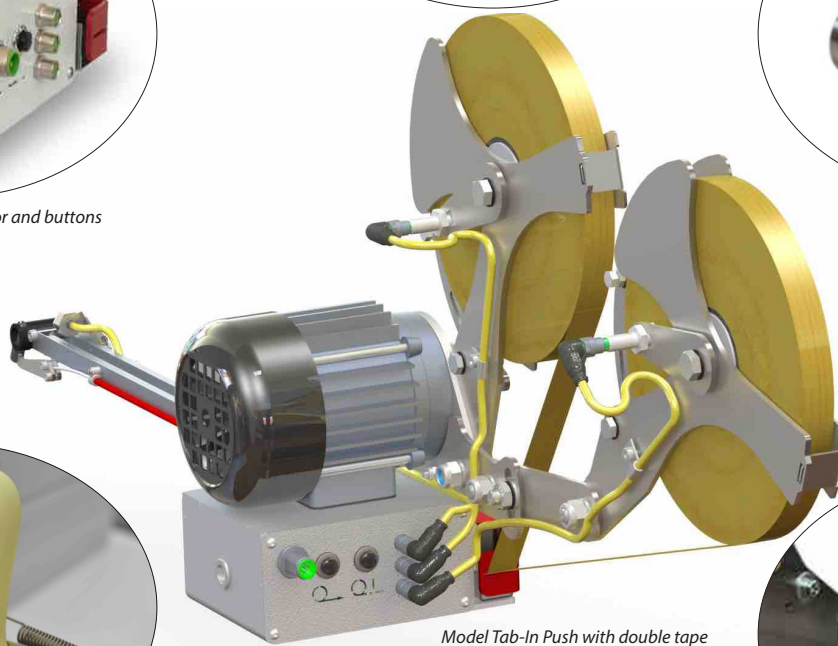
Tab-In PUSH DX With connector and buttons



New generation Rotocut Cutter



Anti-jamming system with  
CNC machined tape guide



Model Tab-In Push with double tape  
roll support and roll end jam sensors



Steel structure with powerful motor



200 Mt long tape roll for more autonomy

These are some of the main features of B.MATIC tab inserters:

- **"Dual Ribbing Technology".** A double rib impressed on the tape allows to keep all the tabs straight from the beginning to the end of the roll reducing the probability of jams.
- **Up to 3 tabs per second.** A powerful motor ensures precise and timely insertion.
- **Anti-jamming system.** Design and construction are generally focused on minimizing jamming probability.
- **New ROTOCUT cutter.** The new ROTOCUT cutters with a tempered steel structure reduces blade wear.
- **Roll with 80 GSM tape.** We use 80 GSM tape rolls instead of the standard 140/160 GSM: this innovation allows B.MATIC to deliver 200Mt long rolls. Further, our thinner tabs will cause a pile deformation lower than with standard tapes.
- **CNC machined tape guide.** The tape guide is a very important element, made of a single block of aluminum, it is robust and without cover, the tape runs along the internal CNC machined grooves. Extremely resistant to external impacts, it allows inspection and it is also equipped with an effective anti-jamming device to reduce maintenance times. It can be supplied in various sizes.
- **Flexibility.** When the room for installation is limited, the roll holder can be rotated or even separated from the main body and fixed separately. Accessories for different positions (front, side, back, angled, vertical) are available.

## Wide range of models for every application

The wide range of models and types of products allows us to satisfy the most diverse needs of our customers.

All tab inserters can be requested in either the right or left version.

The standard insertion tape guide is 500 mm, long but can be shortened on demand at order time. Available as an option also a short 140mm tape guide and a long 800 mm tape guide; the latter can be shortened on demand.







### Tab inserters description Model "Tab-In"

- **MDX (right) and MSX (left)**, is the simplest type, it can only receive 230VAC activation pulses for motor and cutter.
- **Push DX (right) and Push SX (left)**, it is an intermediate model with an electronic board and an independent 230VAC power supply. Through an M12 connector it can receive the activation pulses in 12/24 VDC and return an error signal, besides it has the activation buttons of the motor and the cutter and 2 connectors M8 for connecting the end-of-tape / tape-jam sensors.
- **Compact Dx (right) and Compact SX (left)**, is the most advanced, has an electronic board inside the mechanical group with independent power supply to 230VAC, also has a very compact and tiltable integrated control unit with microprocessor, tactile membrane and data display. With a simple and single command, it inserts the separating tabs, managing all the functions of the motor and of the cutting unit that can be programmed as desired.
- **Counter Dx (right) and Counter SX (left)**, is a kind of compact sheets counter being equipped with an electronic board inside the mechanical inserter with independent power supply at 230VAC. It is fit with a very compact and tiltable integrated control unit with microprocessor, tactile membrane and data display. Takes in input the counting pulses coming from printing machines, die-cutting machines or others, and inserts the separator tabs, managing the counting and all the functions of the motor and cutting unit that can be programmed as desired. Alternatively, it can be used with the photocell for Tab-In, installed at the end of the tape guide, the proximity sensors or other photocells.

### Control units description Model "Tab-In Controller"

- **Hs Counter** it is a separate Control Unit that allows the operator to easily view and program the counting data and can control up to 2 mechanical inserters "TAB-IN "MDX / MSX".
- **Top Counter** in addition to the characteristics of the "HS" type, can control up to 8 inserting units. It also can be equipped (optionally) with sensors that detect the imminent end-of-tape and tape-jam on every single inserting unit. It drives the "Tab-In Push" tab inserter.

For detailed specifications on the control units see pag. 4 and 5

Comparison Table						
Model	Tab-In				Tab-In Controller	
Type	Mdx/Msx	Push Dx/Sx	Compact Dx/Sx	Counter Dx/Sx	Hs Counter	Top Counter
Images						
	Without control unit		With control unit		Only control unit	
• Tape feeding push button		X	X	X	X	X
• Tape cutting push button		X	X	X	X	X
• Electronic board		X	X	X		
• Microprocessor/Display			X	X		
• Electronic with PLC					X	X
• Touch Screen panel					X (3,8")	X (7")
• Set tab lenght			X	X	X	X
• Set delay cutting time			X	X	X	X
• Counting speed				Low	Low/High	Low/High
• Max number inserters			1	1	2 (MDX/MSX)	4/8 (Push DX/SX)
• End tape sensor		O				O
• Jam tape sensor		O				O
• Remote adviser/sensor			O	O	O	O
• Remote subtration copy				O	O	O
• Twin Roll support	O	O	O	O		

## TAB-IN COUNTER

### Everything you need for Printing Press.

This version has everything you need for an application on a printing press.

Simple, compact, robust, with a pedestal that can easily be moved from one machine to another.

Programming takes place easily, on the control unit with a tactile membrane and a new microprocessor.

In the standard configuration it is supplied a pulse connection cable that normally is connected to the printing press copy counter but can also be connected to dedicated boards or sensors or devices set to this purpose. As an alternative, can be delivered a special optional photocell designed to count sheets out of printing machines counting up to 25,000 sheets / hour. If necessary we can supply a wide range of sensors and accessories for every need.


"Tab-In Counter is positioned at the delivery of the machine, adjusting the height and distance from the pile machine in order to feed the tab 2-3 cm over and 2-3 cm off the pile edge. To install the "Tab-In Counter" the optional pedestal can be used which is very convenient to shift the tab inserter between presses, or else mized fixing brackets or B.MATIC standard brackets (optional).




Control unit for  
"Tab-in Counter"



"Tab-In Counter MDX" with pedestal, version for printing  
press.



Photocell with adjustable  
support



Anti-jamming system with  
CNC tape guide



New generation Rotocut cutter

#### Functions and characteristics

Model	Tab-In
Type	Counter DX
Max sheets per /tabs programming	9.999
Counting No. of pack and total sheets	999 - 999.999
Copy subtraction button	X
Accurate counting.	X
Adjustment of cutting delay and tape length.	X
Special photocell for printing machine.	Optional
Dustproof membrane keyboard	X
Standard tape guide length (special on request).	500 mm
Dual ribbing technology.	X
80GSM tape rolls	200 MT
Pedestal	Optional
Power supply	230 VAC 100 W.
Weight without pedestal	12 Kg

## TAB-IN CONTROLLER HS COUNTER

### Up to 2 inserter units (MDX/MSX)

The control unit **Model TAB-IN CONTROLLER Type HS COUNTER** it is a separate control unit that allows the operator to easily view and program the counting data and drive up to 2 mechanical inserters "TAB-IN MDX / MSX".

With this professional solution, high-speed counting can be performed, and through the touch screen panel it is possible to monitor and manage all the programming functions.

The control unit is made up of a sturdy steel case that can be easily installed both on the counter and on the wall with adjustable inclination, It is equipped with a 3.8" high definition touch screen panel and controlled by an industrial PLC.

Starting from a single counting pulse, coming from the sheeter (or other machine) copy counter, or from an external sensor of which B.MATIC provides a wide choice, it is possible to control the tab insertion of one or two inserters either synchronized or independently.

The new inserting units can be equipped with single or double reel in line to allow continuous tabbing without machine stoppage.



High-Speed Counter



High-Speed Counter with adjustable support bracket

#### Functions and characteristics

MODEL	Tab-In Controller
Type	HS Counter
Controlled units Max	2
Applicable inserters	Mdx / Msx
N° of sheets / N° of packs programming	X
Touch screen panel	3,8"
PLC	X
Differentiated tab length programming	X
Differentiated cut delay programming	X
Programmable counting speed with filter	X
Independently activable units	X
End-of-tape alarm	O
Tape autonomy alert	X
Pulse multiplier for superimposed webs	X
Remote alarm lamp	O
Remote Copy subtraction button	O
Power for the control unit	230 VAC 50 W.
Dimensions and weight	405x285x215 (mm) 7 Kg

## TAB-IN CONTROLLER TOP COUNTER

### Up to 8 inserter units (Push dx / sx)

The control unit **Model TAB-IN CONTROLLER Type TOP COUNTER**, can control up to 8 inserting units and can be equipped (optional) with sensors that detect the state of low reel and tape jamming on every single insertion unit. (see Tab-In Push).

It is perfect for paper mills or paper processing plants that fit various inserting units on their sheeters, often in positions that are difficult to monitor for the operator.

It consists of a sturdy steel case that can be easily installed both on the counter and on the wall with adjustable inclination, with a wide 7 "high definition touch panel that allows easy programming, controlled by an industrial PLC that can receive from inserting units also signals coming from sensors of end-of-tape and tape-jam

**"Top Counter"** it must be used with the new "TAB-IN PUSH Dx/Sx" inserting units with single or double reel in line to allow continuous tabbing without machine stoppage.

The connection is made through an interposed connection strip using a single cable of 20 Mt in order to simplify the wiring and keep it ordered.

"Top Counter" with  
connection box



"Top Counter " with adjustable  
support bracket

#### Functions and characteristics

MODEL	Tab-In Controller	
Type	Top Counter 4	Top Counter 8
Controlled units Max.	4	8
Applicable inserters	Push Dx / Sx	Push Dx / Sx
N° of sheets / N° of packs programming	X	X
Touch screen panel	7"	7"
PLC	X	X
Differentiated tab length programming	X	X
Differentiated cut delay programming	X	X
Programmable counting speed with filter	X	X
Independently activable units	X	X
Tape autonomy alert	X	X
Pulse multiplier for superimposed webs	X	X
Remote alarm lamp	O	O
Remote Copy subtraction button	O	O
Power for the control unit	230 VAC 50 W.	230 VAC 50 W.
Dimensions and weight	405x285x215 (mm) 7 Kg	405x285x215 (mm) 7 Kg

## Examples of applications configurations.


### Printing press and die-cutting machines




Application on printing machine  
- Rolad with lateral insertion.



Application on printing machine  
- Heidelberg with lateral insertion.



Application on die-cutter machine -  
Bobst with lateral insertion.



Application on printing machine - Mit-  
subishi with lateral insertion.


### Sheeters



Configuration with separate Top Counter and  
4 tab-inserter Tab-In Push with double rolls.




Configuration with 2 tab-inserter with single  
roll with rear application to sheeter.




Configuration with separate HS Counter and 2 tab-inserter Tab-In Mdx/  
Msx with single roll.

## Additional B.MATIC Products


### "Protec ADR 32 TH (SH)" models with ADR 32 Technology for security and high security counting

Model	Type	Sheets / min	GSM	Sector	Picture
Protec ADR 32 TH (SH)	L	3.000	40/300	Security	
Protec ADR 32 TH (SH)	H	2500	200/800	Security	
Protec ADR 32 TH (SH)	W	3000	40/800	Security	


### "Protec ADR 32 ST" models with ADR 32 Technology for Commercial Printing

Model	Type.	Sheets / min	GSM	Sector	Picture
Protec ADR 32 ST	L	3000	40/300	Commercial	
Protec ADR 32 ST	H	3000	200/800	Commercial	
Protec ADR 32 ST	W	3000	40/800	Commercial	


### "Protec ADR 32 CM" models with ADR 32 Technology for Commercial Printing

Model	Type.	Sheets / min	GSM	Sector	Picture
Protec ADR 32 CM	1	1400	40/150	Commercial	
Protec ADR 32 CM	2	2400	40/250	Commercial	
Protec ADR 32 CM	3	2400	40/500	Commercial	

### "PackMover ADR 32" models

Model	Type.	Sheets / min	GSM	Sector	Picture
PackMover ADR 32 A3	CV1/sk1	3000	80/300	Commercial/Security	
PackMover ADR 32 70	CV1/sk#	3.000	80/300	Commercial/Security	
PackMover ADR 32 100	CV1/sk#	3000	80/300	Commercial/Security	

### "F350" models with OCS Technology

Model	Type.	Mt/min	Thickness	Sector	Picture
F 350	Counter S	200	0,1-10 (mm)	Converting/Packaging	
F 350	CS Vision	200	0,1-10 (mm)	Security/Packaging	
F 350	CS Marker	200	0,1-10 (mm)	Converting/Packaging	

For detailed specifications, please refer to the dedicated literature, web site and YOUTUBE channel

Company  
ISO 9001  
Certified



Dealer area



Products  
CE  
Certified

## B.MATIC

Via dei Tigli 10 - 40011 - Anzola Emilia - Bologna - ITALY

Tel: +39/051-739700 - Fax: +39/051-739761

WEB: [www.bmatic.it](http://www.bmatic.it) MAIL: [sales@bmatic.it](mailto:sales@bmatic.it) youtube: [B.MATIC SHEETS COUNTING MACHINES](https://www.youtube.com/B.MATIC)